




TEL: 206.784.0904 800.843.2095
FAX: 206.782.3504
4700 9th AVENUE NW, SEATTLE, WA 98107
www.seattleenvelope.com

Outside View
Side Seam Layout
Die #227
with standard 4-1/2 x 1-1/8 window
1up Sheet: 10x 11-5/8
Grain Short

1-3/4
4-1/8
NO INK



Bleeds - We can not guarantee perfect bleeds. Slight variation occurs naturally in the die cutting & folding process, & missing side guidelines having a negative impact. Variance can be minimized by using our Profile Die system on larger orders (25,000+) or sending in stock that has been interpress die cut and scored. Grain direction is critical for Profile Dies.

Knockouts - Please keep knockout areas free of inks and varnishes, as they may cause glue to fail. Varnishing the sheet can be helpful in protecting heavy ink coverage from marking during converting.

Guide and Gripper - Please mark and if running a full flood please add gripper and color bar dimensions to the sheet size Print Fold Marks on sheet. Do not print Die Marks.

Trim - Exact adherence to die layout reduces the need for trim before die cutting. Position layout at one edge of press sheet using 1 up sheet size as guide, do not center layouts on press sheet. Critical designs may still require trim to insure folding tolerances.

Inside Trims - Please call for special layout.

NO INK


FOLD MARKS



TEL: 206.784.0904 800.843.2095
FAX: 206.782.3504
4700 9th AVENUE NW, SEATTLE, WA 98107
www.seattleenvelope.com

Outside View
Side Seam Layout
Die #227
with standard 4-1/2 x 1-1/8 window
1up Sheet: 10x 11-5/8
Grain Short

1-3/4
4-1/8
NO INK



Bleeds - We can not guarantee perfect bleeds. Slight variation occurs naturally in the die cutting & folding process, & missing side guidelines having a negative impact. Variance can be minimized by using our Profile Die system on larger orders (25,000+) or sending in stock that has been interpress die cut and scored. Grain direction is critical for Profile Dies.

Knockouts - Please keep knockout areas free of inks and varnishes, as they may cause glue to fail. Varnishing the sheet can be helpful in protecting heavy ink coverage from marking during converting.

Guide and Gripper - Please mark and if running a full flood please add gripper and color bar dimensions to the sheet size Print Fold Marks on sheet. Do not print Die Marks.

Trim - Exact adherence to die layout reduces the need for trim before die cutting. Position layout at one edge of press sheet using 1 up sheet size as guide, do not center layouts on press sheet. Critical designs may still require trim to insure folding tolerances.

Inside Trims - Please call for special layout.

NO INK

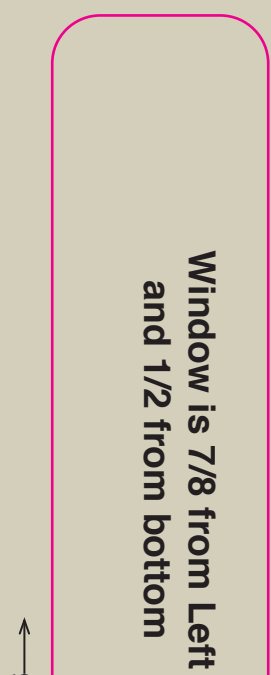
FOLD MARKS



TEL: 206.784.0904 800.843.2095
FAX: 206.782.3504
4700 9th AVENUE NW, SEATTLE, WA 98107
www.seattleenvelope.com

Outside View
Side Seam Layout
Die #227
with standard 4-1/2 x 1-1/8 window
1up Sheet: 10x 11-5/8
Grain Short

1-3/4
4-1/8
NO INK



Bleeds - We can not guarantee perfect bleeds. Slight variation occurs naturally in the die cutting & folding process, & missing side guidelines having a negative impact. Variance can be minimized by using our Profile Die system on larger orders (25,000+) or sending in stock that has been interpress die cut and scored. Grain direction is critical for Profile Dies.

Knockouts - Please keep knockout areas free of inks and varnishes, as they may cause glue to fail. Varnishing the sheet can be helpful in protecting heavy ink coverage from marking during converting.

Guide and Gripper - Please mark and if running a full flood please add gripper and color bar dimensions to the sheet size Print Fold Marks on sheet. Do not print Die Marks.

Trim - Exact adherence to die layout reduces the need for trim before die cutting. Position layout at one edge of press sheet using 1 up sheet size as guide, do not center layouts on press sheet. Critical designs may still require trim to insure folding tolerances.

Inside Trims - Please call for special layout.

NO INK

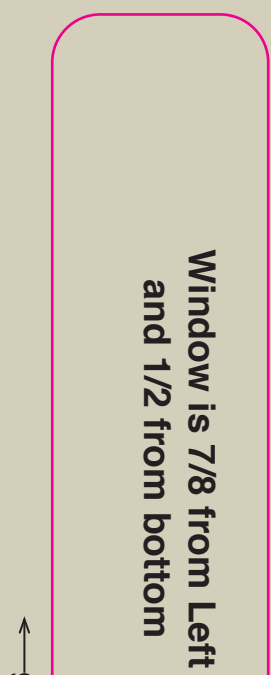
FOLD MARKS



TEL: 206.784.0904 800.843.2095
FAX: 206.782.3504
4700 9th AVENUE NW, SEATTLE, WA 98107
www.seattleenvelope.com

Outside View
Side Seam Layout
Die #227
with standard 4-1/2 x 1-1/8 window
1up Sheet: 10x 11-5/8
Grain Short

1-3/4
4-1/8
NO INK



Bleeds - We can not guarantee perfect bleeds. Slight variation occurs naturally in the die cutting & folding process, & missing side guidelines having a negative impact. Variance can be minimized by using our Profile Die system on larger orders (25,000+) or sending in stock that has been interpress die cut and scored. Grain direction is critical for Profile Dies.

Knockouts - Please keep knockout areas free of inks and varnishes, as they may cause glue to fail. Varnishing the sheet can be helpful in protecting heavy ink coverage from marking during converting.

Guide and Gripper - Please mark and if running a full flood please add gripper and color bar dimensions to the sheet size Print Fold Marks on sheet. Do not print Die Marks.

Trim - Exact adherence to die layout reduces the need for trim before die cutting. Position layout at one edge of press sheet using 1 up sheet size as guide, do not center layouts on press sheet. Critical designs may still require trim to insure folding tolerances.

Inside Trims - Please call for special layout.

NO INK


FOLD MARKS



TEL: 206.784.0904 800.843.2095
FAX: 206.782.3504
4700 9th AVENUE NW, SEATTLE, WA 98107
www.seattleenvelope.com

Outside View
Side Seam Layout
Die #227
with standard 4-1/2 x 1-1/8 window
1up Sheet: 10x 11-5/8
Grain Short

1-3/4
4-1/8
NO INK



Bleeds - We can not guarantee perfect bleeds. Slight variation occurs naturally in the die cutting & folding process, & missing side guidelines having a negative impact. Variance can be minimized by using our Profile Die system on larger orders (25,000+) or sending in stock that has been interpress die cut and scored. Grain direction is critical for Profile Dies.

Knockouts - Please keep knockout areas free of inks and varnishes, as they may cause glue to fail. Varnishing the sheet can be helpful in protecting heavy ink coverage from marking during converting.

Guide and Gripper - Please mark and if running a full flood please add gripper and color bar dimensions to the sheet size Print Fold Marks on sheet. Do not print Die Marks.

Trim - Exact adherence to die layout reduces the need for trim before die cutting. Position layout at one edge of press sheet using 1 up sheet size as guide, do not center layouts on press sheet. Critical designs may still require trim to insure folding tolerances.

Inside Trims - Please call for special layout.

NO INK


FOLD MARKS



TEL: 206.784.0904 800.843.2095
FAX: 206.782.3504
4700 9th AVENUE NW, SEATTLE, WA 98107
www.seattleenvelope.com

Outside View
Side Seam Layout
Die #227
with standard 4-1/2 x 1-1/8 window
1up Sheet: 10x 11-5/8
Grain Short

1-3/4
4-1/8
NO INK



Bleeds - We can not guarantee perfect bleeds. Slight variation occurs naturally in the die cutting & folding process, & missing side guidelines having a negative impact. Variance can be minimized by using our Profile Die system on larger orders (25,000+) or sending in stock that has been interpress die cut and scored. Grain direction is critical for Profile Dies.

Knockouts - Please keep knockout areas free of inks and varnishes, as they may cause glue to fail. Varnishing the sheet can be helpful in protecting heavy ink coverage from marking during converting.

Guide and Gripper - Please mark and if running a full flood please add gripper and color bar dimensions to the sheet size Print Fold Marks on sheet. Do not print Die Marks.

Trim - Exact adherence to die layout reduces the need for trim before die cutting. Position layout at one edge of press sheet using 1 up sheet size as guide, do not center layouts on press sheet. Critical designs may still require trim to insure folding tolerances.

Inside Trims - Please call for special layout.

NO INK

FOLD MARKS